


SPECIFICATION

Model: TP-1US480L2E EPS1U Switching Power Supply 1U 480W

(P/N of TT: WSPS0007)

Rev:	Description	Author	Date
01	Initial Engineering Specification for TT	Tien	5/21/2008


Sales	Design			Product Verification	
	Mechanical	Electrical	Approval	Safety	Approval

 曜越科技股份有限公司 Thermaltake Technology Co., Ltd	Subject: TP-1US480L2E 1U 480W EPS1U Power Supply	Description: Electrical Specification
		Document No.: ES-481-3


File Name: Specification_WSPS0007_Rev01_Thermaltake_080521(TP-1US480L2E)

Table of Content

1.0	General	4
1.1	PARAMETER SPECIFICATIONS	4
2.0	Input Characteristics	4
2.1	INPUT VOLTAGE	4
2.2	INPUT WAVEFORM	4
2.3	INPUT FREQUENCY	4
2.4	INPUT CURRENT	4
2.5	POWER FACTOR CORRECTION	4
2.6	IN-RUSH CURRENT	5
2.7	LINE REGULATION	5
2.8	INPUT LEAKAGE CURRENT	5
2.9	ISOLATION (HI-POT)	5
3.0	Output Characteristics	5
3.1	DC OUTPUT CHARACTERISTICS	5
3.2	REMOTE SENSING	6
3.3	OVERSHOOT	6
3.4	EFFICIENCY	6
4.0	Time Sequence	6
4.1	HOLD-UP TIME	6
4.2	POWER GOOD SIGNAL	6
4.3	OUTPUT RISE TIME	7
4.4	START-UP TIMING	7
4.5	DYNAMIC LOAD RESPONSE TIME	7
5.0	Protection	7
5.1	OVER CURRENT PROTECTION	7
5.2	OVER VOLTAGE PROTECTION	8
5.3	SHORT CIRCUIT PROTECTION	8
5.4	NO LOAD OPERATION	8
5.6	PS-ON (REMOTE ON/OFF)	8
5.7	OVER POWER PROTECTION	9
6.0	Physical Characteristics	9
6.1	SIZE	9
6.2	MOUNTING REQUIREMENTS	9
6.3	WEIGHT	9
7.0	Connections	9
7.1	AC INPUT CONNECTOR	9
7.2	DC OUTPUT WIRE HARNESS LIST	9
	WIRE COLOR SIGNAL PIN	9
	PIN SIGNAL 18AWG WIRE	10
8.0	Environmental	11
8.1	TEMPERATURE	11
8.2	RELATIVE HUMIDITY	11
8.3	ALTITUDE	11
8.4	SHOCK	11
8.5	VIBRATION	11

 曜越科技股份有限公司 Thermaltake Technology Co., Ltd	Subject: TP-1US480L2E 1U 480W EPS1U Power Supply	Description: Electrical Specification
		Document No.: ES-481-3

8.5.1	OPERATING	11
8.6	POWER LINE TRANSIENT	12
8.7	ACOUSTIC NOISE.....	12
9.0	Regulatory Agency Certification	12
9.1	RFI/EMI STANDARDS.....	12
9.2	SAFETY STANDARDS (PENDING).....	12
10.0	Reliability.....	13
10.1	MEAN TIME BETWEEN FAILURES (MTBF).....	13
10.2	WARRANTY.....	13

<p>3  Thermaltake COOL all YOUR LIFE</p>	<p>Subject:</p> <p>TP-1US480L2E 1U 480W</p>	<p>Description: Electrical Specification</p>
<p>曜越科技股份有限公司 Thermaltake Technology Co., Ltd</p>	<p>EPS1U Power Supply</p>	<p>Document No.: ES-481-3</p>

File Name: Specification_WSPS0007_Rev01_Thermaltake_080521(TP-1US480L2E)

Page :

1.0 General

This specification describes the physical, functional and electrical characteristics of a 480W watts switching power supply with power factor correction capabilities.

1.1 Parameter Specifications

Unless specified otherwise, all parameters must be met over the limits of Temperature, load and input voltage.

2.0 Input Characteristics

2.1 Input Voltage

AC Input with Active Power Factor

Table 1: AC Input Voltage

Normal	Minimum	Maximum
115 VAC	90 VAC	264 VAC

2.2 Input Waveform

The unit is capable of operating with a 10% distorted sine wave input as measured by a distortion analyzer. Its flattopping clipped 10% from the peak value of standard sine wave.

2.3 Input Frequency

Table 2: AC Input Frequency

Min.	Normal	Max	Unit
47	50/60	63	Hz

2.4 Input Current

Table 3: AC Input Current


Output Power	480W
Vin: 115VAC	8 A
Vin: 230VAC	4 A

2.5 Power Factor Correction

The Power Supply shall incorporate universal power input with active power factor correction, which shall reduce line harmonic current in accordance with the EN61000-3-2 and JETI MITI standards.

Power Factor

PF \geq 0.95, at max load and nominal input voltage

4  Thermaltake COOL ALL YOUR LIFE	Subject:	Description:
	TP-1US480L2E 1U 480W EPS1U Power Supply	Electrical Specification
曜越科技股份有限公司 Thermaltake Technology Co., Ltd		Document No.: ES-481-3

File Name: Specification_WSPS0007_Rev01_Thermaltake_080521(TP-1US480L2E)

Page :

Harmonic Distortion
Meet the EN61000-3-2 standards

2.6 In-Rush Current

CONDITION	LIMITS
132/264 VAC, Full load Turn off 1 sec; turn on at peak of input voltage cycle. 25°C Air Ambient cold star	No damage

2.7 Line Regulation

CONDITIONS	LIMITS
Full load, 90 to 264 VAC	±1%

2.8 Input Leakage Current

Input leakage current from line to ground will be less than 3.5 mA rms.

2.9 Isolation (Hi-pot)

1500Vrms, 50Hz for one (1) minute between each input AC line and the grounding conductor.
3000Vrms, 50Hz, for one(1) minute between each input AC lines and secondary low voltage outputs and shields.

All isolation transformers will have been tested prior to assembly into a power supply unit. Any such transformers without a grounded shield will be tested to 3750 Vrms.


3.0 Output Characteristics

3.1 DC Output Characteristics

To be met under all combinations of loading:

Table 4: DC output Character

Output # Voltage	+5V	+3.3V	+12V1	+12V2	-5V	-12V	+5VSB
Max. Load	30A	30A	18A	18A	0.3A	0.8A	2A
Min. Load	1A	0A	0.5A	0.5A	0A	0A	0A
Load Reg.	+/-5 %	+/-5 %	+/-5 %	+/-5 %	+10 %	+10 %	+/-5 %
Cross Reg.	+/-5 %	+/-5 %	+/-5 %	+/-5 %	+10 %	+10 %	+/-5 %

 5 曜越科技股份有限公司 Thermaltake Technology Co., Ltd	Subject: TP-1US480L2E 1U 480W EPS1U Power Supply	Description: Electrical Specification
		Document No.: ES-481-3

File Name: Specification_WSPS0007_Rev01_Thermaltake_080521(TP-1US480L2E)

Page :

Line Reg.	+/-1%	+/-1%	+/-1%	+/-1%	+/-1%	+/-1%	+/-1%
Ripple & Noise	50mV	50mV	120mV	120mV	100mV	120mV	50mV

Note 1: The +5 & +3.3 Volt total output shall not be exceed 200 Watts.

Note 2: The +5, +12 & +3.3 Volt total output shall not be exceed 460 Watts.

Note 3: The +12V1 & +12V2 combine output current 32A maximum

3.2 Remote Sensing

The +3.3V, +5V, +12V outputs should have provision for remote sensing to compensate for 200mV of cable, connector, and PCB trace drops.

3.3 Overshoot

Any output overshoot at TURN-ON shall not exceed 10% of nominal voltage value.

3.4 Efficiency

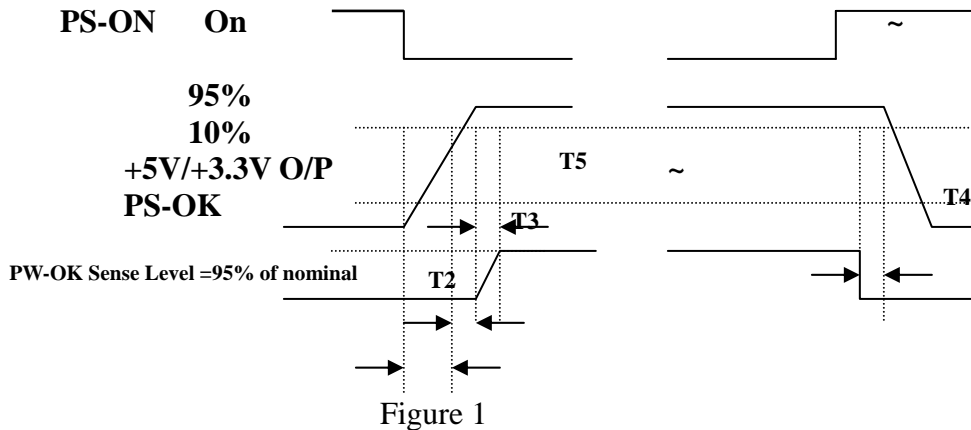
70% minimum at full load and nominal AC input.

4.0 Time Sequence

4.1 Hold-Up Time

Unit shall continue to supply regulated DC outputs and power good signal for at least 16 milliseconds at 115/230 VAC full load after a loss of AC input voltage, which shall be represented by a short circuit at the AC input.


4.2 Power Good Signal Off



Note:

T2: The output voltage shall rise from <10% of nominal to within the regulation specified in Section 2.2 within 0.1 to 70 ms. ($0.1\text{ms} \leq T2 \leq 70\text{ms}$)

T3、T4 and T5 are as following Table5:

<p>6</p>  <p>Thermaltake COOL ALL YOUR LIFE</p>	Subject:	Description:
	<p>TP-1US480L2E 1U 480W EPS1U Power Supply</p>	<p>Electrical Specification</p>
<p>曜越科技股份有限公司 Thermaltake Technology Co., Ltd</p>		<p>Document No.: ES-481-3</p>

File Name: Specification_WSPS0007_Rev01_Thermaltake_080521(TP-1US480L2E)

Page :

Table 5 Out power Signal Summary

Signal Type:	+5VDC,TTL compatible
Logic level low	<0.4V while sinking 4 mA
Logic level high	Between 2.4VDC and 5VDC output while sourcing 200μA
High state output impedance	1KΩ from output to common
PS-OK delay	100ms < T3 < 500 ms
PS-OK rise time	T5 ≤ 10 ms
Power down warning	T4 > 1 ms

4.2.1 Fanout

Power Good output circuit shall consist of an active pull down component and a passive pull up resistor. Power Good output voltage to be met under recommended loading conditions.

CONDITIONS	LIMITS
IOH= -200uA Min. IOL= 4mA Min.	VOH= 2.7V Min. VOL= 0.4V Max.

4.3 Output Rise Time

The each output current shall have a turn-on rise time of less than 70ms under all load conditions. Rise time is measured between 10% and 95%.

4.4 Start-up timing

All outputs shall be stable and in regulation in less then 2.0 second under all load and line conditions. Start-up time is measured between the AC turn-on and 4.75 volts on +5V output. See Figure 1.

4.5 Dynamic Load Response Time

Transient response is measured by switching the output load from 70 to 100 to 70 percent of its full value at a frequency of 100 Hz and 50% duty cycle, step load change is 0.5A/us, The magnitude Vr is less than +/- 5% of +5V, +3.3V and +12V outputs, the recovery time Tr is less than 1ms.

5.0 Protection

5.1 Over Current Protection

This power supply shut down all DC outputs when the outputs are overloaded to the limit. The power supply shall into the off state and recovery by toggling the PSON signal or by an AC power interruption. The +5VSB outputs will be internally current limited.


	Subject:	Description:
	TP-1US480L2E 1U 480W EPS1U Power Supply	Electrical Specification
曜越科技股份有限公司 Thermaltake Technology Co., Ltd		Document No.: ES-481-3

Table 6: Over Current Limits Summary

Voltage	Minimum	Maximum	Shutdown Mode
+3.3V	110%	150%	Latch Off
+5V	110%	150%	Latch Off
+12V1	110%	150%	Latch Off
+12V2	110%	150%	Latch Off

5.2 Over Voltage Protection

The power supply shall shutdown and latch off after an over voltage condition occurs. This latch shall be cleared by toggling the PSON signal or by an AC power interruption.

Table 7: Over Voltage Limits Summary

Voltage	Minimum	Maximum	Shutdown Mode
+3.3V	3.9V	4.5V	Latch Off
+5V	5.7V	6.5V	Latch Off
+12V1	13.3V	14.5V	Latch Off
+12V2	13.3V	14.5V	Latch Off

5.3 Short Circuit Protection

A short circuit placed on any output shall cause no damage to this unit. The power supply shall shutdown and latch off if the short circuit shown. This latch shall be cleared by toggling the PSON signal or by an AC power interruption.

Table 8: Short Circuit Character

Input Voltage	V1	V2	V3	V4
	+5V	+12V1	+12V2	+3.3V
Latch OFF	V	V	V	V

5.4 No Load Operation


When the primary power is applied, with no load +5V, +12V, +3.3V voltage, no damage or hazardous conditions shall occur. In such a case, the power supply shall power up and stabilize.

5.5 +5VSB (Standby)

The +5VSB output is always on (+5V Standby) when AC power is applied and power switch is turned on. The +5VSB line is capable of delivering at a maximum of 2.0A for PC board circuit to operate.

5.6 PS-ON (Remote ON/OFF)

PS-ON is an active low signal that turns on all of the main power rails including +3.3V; +5V, +12V &

8  曜越科技股份有限公司 Thermaltake Technology Co., Ltd	Subject: TP-1US480L2E 1U 480W EPS1U Power Supply	Description: Electrical Specification
		Document No.: ES-481-3

-12V power rails. When this signal is held by the PC board or left open circuited, outputs of the power rails should not deliver current and should be held at a zero potential with respect to ground. Power should only be delivered to the rails if PS-ON signal is held at ground potential. This signal should be held at +5VDC by a pull-up resistor internal to the power supply.

5.7 Over Power Protection

This power supply shut down all DC outputs when +5 VDC and +12 VDC outputs are overloaded to the limit. The power supply logic shall latch into the off state requiring a power on cycle to be performed by the operator. The power supply will turn-off within 20 ms of the occurrence of the overload of 110%~150%.

6.0 Physical Characteristics

6.1 Size

100 x 40 x 250(W x H x D) mm, sees attachment.

6.2 Mounting Requirements

See attachment.

6.3 Weight

1.2Kg

7.0 Connections

7.1 AC Input Connector

IEC 320 AC Inlet with EMI Filter, 10A/250V


7.2 DC Output Wire Harness List

7.2.1 Connector P1:

(1) 24 PIN (For ATX motherboard) (Optional)

Connector: Molex 39-01-2240 18AWG

Wire Color	Signal	Pin	Pin	Signal	Wire Color
Orange	+3.3VDC(1)	13	1	+3.3VDC(1)	Orange
Blue	-12VDC	14	2	+3.3VDC(1)	Orange
Black	COM	15	3	COM	Black
Green	PS-ON	16	4	+5VDC	Red
Black	COM	17	5	COM	Black

 <p>Thermaltake COOL ALL YOUR LIFE</p>	Subject: TP-1US480L2E 1U 480W EPS1U Power Supply	Description: Electrical Specification
	曜越科技股份有限公司 Thermaltake Technology Co., Ltd	

Black	COM	18	6	+5VDC	Red
Black	COM	19	7	COM	Black
White	-5VDC	20	8	PG	Gray
Red	+5VDC	21	9	+5VSB	Purple
Red	+5VDC	22	10	+12V2	Yellow
Red	+5VDC	23	11	+12V2	Yellow
Black	COM	24	12	+3.3VDC	Orange

Note1: The wire of +3.3V will be 16AWG as customer's requirement

※ 8-Pin Molex 39-01-2080 or Equivalent(For SSI motherboard.)

PIN	SIGNAL	18AWG	PIN	SIGNAL	18AWG
1	Com	Black	5	+12 V1	Yellow
2	Com	Black	6	+12 V1	Yellow
3	Com	Black	7	+12 V1	Yellow
4	Com	Black	8	+12 V1	Yellow

(Optional as customer requirements)

Connector housing: 8- Pin Molex : 39-01-2040 or Equivalent


Contact: Molex 44476-1111 or Equivalent

Pin	Signal	Color	Size	Pin	Signal	Color	Size
1	COM	Black	18 AWG	3	+12 VDC1	Yellow	18 AWG
2	COM	Black	18 AWG	4	+12 VDC1	Yellow	18 AWG

※Peripheral Connector(s)(For Hard Drive.)

Connector: AMP 1-480424-0 or Molex 8981-04P or approved equivalent.

Pin	Signal	18AWG
1	+12V2	Yellow
2	COM	Black
3	COM	Black
4	+5VDC	Red

 <p>Thermaltake COOL all YOUR LIFE</p>	Subject:	Description:
	<p>TP-1US480L2E 1U 480W EPS1U Power Supply</p>	<p>Electrical Specification</p>
<p>曜越科技股份有限公司 Thermaltake Technology Co., Ltd</p>		<p>Document No.: ES-481-3</p>

File Name: Specification_WSPS0007_Rev01_Thermaltake_080521(TP-1US480L2E)

Page :

※P11(For Floppy Disk or Control Board)

Connector: AMP 171822-4 or approved equivalent.

Pin Wire	Signal	18AWG
1	+5VDC	Red
2	COM	Black
3	COM	Black
4	+12V2	Yellow

8.0 Environmental

8.1 Temperature

8.1.1 Operating

50 to 104°F (0 to 40 °C). Derate Linearly to 10% at 50°C

8.1.2 Non-Operating

-4.0 to 140 °F (-20 to 60°C)

8.2 Relative Humidity

8.2.1 Operating

20 to 90 % non-condensing at 122 °F (50°C)

8.2.2 Non-Operating

5 to 95 % non-condensing at 140°F (60°C)

8.3 Altitude

8.3.1 Operating

Sea level to 10,000 feet


8.3.2 Non-Operating

Sea level to 40,000 feet

8.4 Shock

8.4.1 Operating

The power supply shall exhibit no signs of damage or degradation of performance when subjected to a shock of 5g's for 11 ms, with a 1/2 sine wave for each of the perpendicular axes X, Y and Z.

	Subject: TP-1US480L2E 1U 480W EPS1U Power Supply	Description: Electrical Specification
曜越科技股份有限公司 Thermaltake Technology Co., Ltd		Document No.: ES-481-3

File Name: Specification_WSPS0007_Rev01_Thermaltake_080521(TP-1US480L2E)

Page :

8.4.2 Non-Operating

The power supply shall exhibit no signs of damage or degradation of performance when subjected to a shock of 30g's for 11 ms, with a 1/2 sine wave for each of the perpendicular axes X, Y and Z.

8.5 Vibration

Operating

The power supply shall be subjected to a vibration test consisting of a 10 to 500 Hz sweep at a constant acceleration of 0.5g for a duration of one (1) hour for each of the perpendicular axes X, Y and Z. The output voltages shall remain within specification.

Non-Operating

The power supply shall be subjected to a vibration test consisting of a 10 to 300 Hz sweep at a constant acceleration of 2.0g for a duration of one (1) hour for each of the perpendicular axes X, Y and Z. The power supply shall not incur physical damage or degradation of any characteristics below the performance specifications.

8.6 Power Line Transient

Drop Out

With a full cycle input voltage drop-out at 50Hz, the unit shall operating within the prescribed voltages with a drop-out cycle repetition rate of 500ms.

CONDITIONS

Full load, Nom. Input AC Voltage

LIMITS

Meet all requirements

8.7 Acoustic Noise

The power supply shall be tested in accordance with the standard specifications. The overall sound pressure level is measured with the noise meter placed 1 meter from the nearest vertical surface of center of fan installed in power supply.

CONDITIONS

115 VAC Input, full load of +5V
0.5A of +12V.


LIMITS

Acoustic noise is 50 db maximum

9.0 Regulatory Agency Certification

9.1 RFI/EMI Standards

The power supply, when installed in system, shall comply with the following radiated and conducted

<p>12  Thermaltake COOL ALL YOUR LIFE</p>	Subject: TP-1US480L2E 1U 480W	Description: Electrical Specification
曜越科技股份有限公司 Thermaltake Technology Co., Ltd	EPS1U Power Supply	Document No.: ES-481-3

File Name: Specification_WSPS0007_Rev01_Thermaltake_080521(TP-1US480L2E)

Page :

emissions standards:

- a) Meet FCC part 15, Subpart B, Class B computing devices.
- b) CISPR22 (EN55022) Class B.

9.2 Safety Standards (pending)

The power supply shall be certified with the following safety standards,

- a) UL, cUL1950 (Information Processing/Business equipment).
 - b) CB certification
- TUV
CCC

10.0 Reliability


10.1 Mean Time Between failures (MTBF)

Using MIL217E the calculated MTBF = 100,000 hours at 25°C

10.2 Warranty

FIVE (5) years manufacture's warranty
Date code indicating week and year of manufacture.

Technical information in this specification is subject to change without notice.
The revision of specification will be marked on the cover.

13  Thermaltake <i>COOL all YOUR LIFE</i>	Subject: TP-1US480L2E 1U 480W EPS1U Power Supply	Description: Electrical Specification
曜越科技股份有限公司 Thermaltake Technology Co., Ltd		Document No.: ES-481-3